

**Panasonic**  
ideas for life

**PT-EX16K**  
LCD Projector

**Brighter, Large-Screen Images**

Solid Reliability and System Expandability



# High Brightness of 16,000 lm. Outstanding Performance for Large-Space Viewing.

Balancing factors required to fill large spaces with breathtaking images. Remarkable 16,000 lm brightness ensures sharp, crisp large-screen projection. Pure Color Control, which independently controls yellow brightness to improve color reproduction, attains this superb brightness with optimal coloring. The 4-Lamp Optical System maintains high reliability. And system expansion functions include horizontal/vertical lens shift and a Multi-Screen Support System. These and other features enable flexible installation for a wide variety of applications.

## PT-EX16K\*

XGA

16,000 lm

\* Product numbers vary depending on the market. The product number in North America and Taiwan is PT-EX16KU. The product number in Europe, CIS, Asia (except Taiwan), Oceania, Middle East, and Africa is PT-EX16KE.

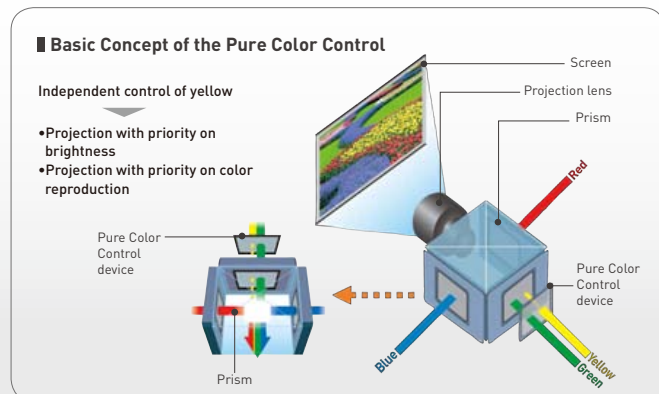
## Bright, Vibrant Large-Screen Images

### A Full 16,000 lm of Brightness and 2,500:1 Contrast

The 4-lamp optical system uses high-output, 380 W lamps to deliver remarkable 16,000 lm brightness. And the contrast ratio is a high 2,500:1, to ensure bright, crisp, large-screen projection.

### Excellent Colors with Pure Color Control

It is inherently difficult for LCD projectors to attain both high brightness and superb color reproduction. For this reason, in addition to the three conventional LCD panels that control the light intensity for the red, blue and green primary colors, the PT-EX16K also features a Pure Color Control function that independently controls the light intensity of yellow coloring. This provides rich overall color expression while maintaining brightness.



### Full 10-Bit Image Processing System

The use of a full 10-bit image processing system provides smooth tonal expression. For example, skin tones appear natural and true to life.

## High Reliability for Long-Time Use

### 4-Lamp Optical System Enables Stable, Extended Operation

Even if one lamp goes out during use, the other lamps continue, so projection is not interrupted. Lamp Relay mode also allows long-time, continuous operation.

#### Brightness and Lamp Replacement Cycle Guideline

| Lamp                    | Brightness (lm) | Maximum lamp replacement cycle (hours)*1 |
|-------------------------|-----------------|--|
| Four lamps (Normal)     | 16,000          | 2,000                                    |
| Four lamps (Eco1, Eco2) | 12,320          | 3,000                                    |
| Two lamps (Normal)      | 8,000           | 4,000                                    |
| Two lamps (Eco1, Eco2)  | 6,160           | 6,000                                    |

### Highly Durable Optical Engine Ensures Excellent Long-Time Image Quality


The LCD panels and polarizers inside the LCD projector's optical block tend to degrade over time. Their degradation strongly and adversely affects image quality. The inorganic LCD panels and polarizers\*2 add durability to the optical block and resist time-related changes, therefore achieving a replacement cycle of up to 10,000 hours.

### Adverse Dust Effects Prevented by a Long-Lasting Air Filter

The use of a large pleated air filter has made it possible to achieve a replacement cycle of up to 5,000 hours.\*3 This greatly reduces maintenance hassles. The filter is also replaced from the front, so there is no need to detach the projector from its bracket in ceiling-mounted applications.

### Optional Smoke Cut Filter Provides Protection from Fine Smoke Particles

The projector can be equipped with an optional Smoke Cut Filter ET-SFE16 to prevent the entry of not only dust but also fine smoke particles, such as those used for special effects at events and stage performances.



ET-SFE16

## The Horizontal/Vertical Lens Shift Function and a Variety of Lenses

Both zooming and focusing can be done by remote control. The wide adjustment range of the powered horizontal/vertical lens shift function assures convenience and versatility during installation. You can also choose from a wide variety of lenses, from short or long focus zoom lenses to fixed focus lenses for rear projection. This makes it possible to install the projector in a variety of locations.

## Flexible Installation

The projector can be rotated 360° vertically for flexible installation. This allows projection from directly above or below, for exciting visual possibilities in art galleries, theaters and showrooms.



## Corner Keystone Correction Enables Angled Projection

All you need to do is designate four points as the corners of the projected image, and this function automatically carries out horizontal and vertical keystone correction.

## Multi-Screen Support System Seamlessly Connects Multiple Screens


The Multi-Screen Support System optimally adjusts multiple screens: Edge blending, color matching.

### • Edge Blending

The edges of adjacent screens can be blended and their luminance controlled.

### • Color Matching

This function corrects for slight variations in the color reproduction range of individual projectors.



## Versatile Interfaces and Illuminated Terminals and Control Panel

The wide-ranging terminals include 2 sets of RGB inputs, an HDMI input, and a DVI-D input. Mounting the optional Interface Board ET-MD16SD1 also accommodates HD/SD-SDI signal input. The terminal connection area is LED illuminated, and a backlight is provided for the control panel buttons, ensuring smooth and easy operation in the dark.



## Mechanical Shutter for a Total Screen Blackout

The Mechanical Shutter lets you mechanically block the light to completely blackout the screen, and prevents light leakage from the lens. When closing the shutter, the projection image gradually fades out, then gradually fades in when opening, which brings more attractive stage effects.

## Easy Remote Control and Observation

A web browser on a computer connected through a wired LAN system lets you remotely operate projectors and check their status. An e-mail messaging function can also notify you when a lamp needs replacement, and indicate the overall projector status. In addition, Multi Projector Monitoring and Control Software is available for monitoring and controlling multiple Panasonic projectors from a single PC. The wired LAN terminal is compatible with PLink™(class1), an open protocol that is used by many manufacturers, to enable integrated control of systems that contain different brands of projectors.



### ■ Basic Concept of the Multi Projector Monitoring and Control Software



## Robust Carrying Handles

An iron base plate is mounted to the bottom of the main unit. Also, robust carrying handles attached to the base plate are designed for easy carrying of the projector.



## Top-Panel Lamp Replacement Simplifies Maintenance

The lamp can be reached through the top panel for easy replacement. This eliminates the need to detach the projector from its ceiling bracket and greatly simplifies maintenance.



## Other Features

- Direct Power Off allows the power cord to be unplugged right after use.
- Wireless and wired remote control that allows the allocation of up to 64 IDs.
- Logo Transfer Software\*4 lets you upload any startup logo you want.



## Ecology-Conscious Design

- No halogenated flame retardants are used in the cabinet.
- Lead-free glass is used for the lens.
- Lamp power switching further reduces power consumption.
- RoHS compliant

\*1 The values above are maximum values when they are used in cycles of being turned on for 2 hours and off for 0.25 hours.

When the lamps are turned on and off more frequently, the lamp replacement cycle is shortened. The usage environment affects the lamp replacement cycle.

\*2 Excluding some polarizers.

\*3 With the lamp power set to Normal. The usage environment affects the duration of the filter.

\*4 Still images that can be uploaded are limited to 1,024 x 768 pixel bitmap files. Also, the application reduces the number of colors to 191.

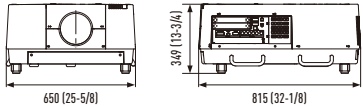


Specifications

|  |   |   |   |                                       |
|--|---|---|---|---------------------------------------|
| Power supply                           | 200-240 V AC(11A), 50/60 Hz   |   |   |                                       |
| Power consumption                      | 1,850 W (18 W with standby mode)  |   |   |                                       |
| LCD panel                              | Panel size  | 46 mm (1.8 inches) diagonal (4:3 aspect ratio)  |   |                                       |
|  | Display method  | Transparent LCD panel (× 3, R/G/B)  |   |                                       |
|  | Pixels  | 786,432 (1,024 × 768) × 3, total of 2,359,296 pixels  |   |                                       |
|  | Pixel configuration   | Stripe  |   |                                       |
| Lens                                   | Optional  |   |   |                                       |
| Lamp                                   | 380 W × 4, lamp replacement cycle (lamp power: Normal/Eco1, Eco2): 2,000 hours/3,000 hours*1  |   |   |                                       |
| Screen size (diagonal)                 | 1.02–15.24 m (40–600 inches) [2.54–15.24 m (100–600 inches) with the ET-ELS03], 4:3 aspect ratio  |   |   |                                       |
| Brightness*2                           | 16,000 lm (4-lamps, lamp power: Auto/Normal, Optional lens: ET-ELS03)   |   |   |                                       |
| Center-to-corner uniformity*2          | 90%   |   |   |                                       |
| Contrast*2                             | 2,500:1 (full on/full off, 4-lamps, lamp power: Auto)   |   |   |                                       |
| Resolution                             | 1,024 × 768 pixels [Input signals that exceed this resolution will be converted to 1,024 × 768 pixels.]   |   |   |                                       |
| Scanning frequency                     | HDMI/DVI-D  | Horizontal: 26–80 kHz, vertical: 23–85 Hz, dot clock: 162 MHz or lower  |   |                                       |
|  | RGB (analog)  | fH: 15–120 kHz, fV: 48–120 Hz, dot clock: 230 MHz or lower [Signals exceeding the dot clock rate of 165 MHz are downsampled.]   |   |                                       |
|  | YPBPR (YCBCR)   | fH: 15.75 kHz, fV: 60 Hz [480i (525i)]  | fH: 33.75 kHz, fV: 60 Hz [1035/60i]   | fH: 27.00 kHz, fV: 48 Hz [1080/24psf] |
|  |   | fH: 31.50 kHz, fV: 60 Hz [480p (525p)]  | fH: 33.75 kHz, fV: 60 Hz [1080 (1125)/60i]  | fH: 33.75 kHz, fV: 30 Hz [1080/30p]   |
|  |   | fH: 15.63 kHz, fV: 50 Hz [576i (625p)]  | fH: 28.13 kHz, fV: 50 Hz [1080 (1125)/50i]  | fH: 33.75 kHz, fV: 60 Hz [1080/30psf] |
| fH: 31.25 kHz, fV: 50 Hz [576p (625p)] |   | fH: 28.13 kHz, fV: 25 Hz [1080/25p]   | fH: 67.50 kHz, fV: 60 Hz [1080/60p]   |                                       |
| Video/S-Video                          | fH: 45.00 kHz, fV: 60 Hz [720 (750)/60p]  | fH: 28.13 kHz, fV: 50 Hz [1080/25psf]   | fH: 56.25 kHz, fV: 50 Hz [1080/50p]   |                                       |
|  | fH: 37.50 kHz, fV: 50 Hz [720 (750)/50p]  | fH: 27.00 kHz, fV: 24 Hz [1080/24p]   |   |                                       |
| Optical axis shift                     | With the ET-ELW06: vertical ±39% from center of screen (powered)*3  |   |   |                                       |
|  | With the ET-ELW02/ELW04/ELS03/ELM01/ELT02/ELT03: vertical ±39%, horizontal ±10% from center of screen (powered)   |   |   |                                       |
|  | With the ET-ELS02: vertical ±50%, horizontal ±10% from center of screen (powered)   |   |   |                                       |
| Keystone correction range              | Vertical: Maximum ±40°. Horizontal: Maximum ±40° [with XGA signal input, for vertical/horizontal correction only, Optional lens: ET-ELS03]  |   |   |                                       |
| Installation                           | Ceiling/floor, front/rear   |   |   |                                       |
| Terminals                              | DVI-D IN  | DVI-D 24-pin × 1 [DVI 1.0 compliant, compatible with HDCP, compatible with single link only], 480p, 576p, 720/60p, 720/50p, 1080/60i, 1080/50i, 1035/60i, 1080/24p, 1080/24psf, 1080/25p, 1080/25psf, 1080/30p, 1080/30psf, 1080/60p, 1080/50p, VGA (640 × 480)–WUXGA (1,920 × 1,200)*4, compatible with non-interlaced signals only, dot clock: 25–162 MHz |   |                                       |
|  | INPUT1  | HDMI IN   | HDMI 19-pin × 1 [compatible with HDCP, compatible with Deep Color], 480p, 576p, 720/60p, 720/50p, 1080/60i, 1080/50i, 1035/60i, 1080/24p, 1080/24psf, 1080/25p, 1080/25psf, 1080/30p, 1080/30psf, 1080/60p, 1080/50p, VGA (640 × 480)–WUXGA (1,920 × 1,200)*4, compatible with non-interlaced signals only, dot clock: 25–162 MHz |                                       |
|  |   | ANALOG IN   | D-Sub HD 15-pin (female) × 1 [RGB × 1]  |                                       |
|  | INPUT2  | RGB 5BNC IN/VIDEO IN  | BNC × 5 [RGB/YPBPR/YCBCR × 1], shared with VIDEO IN (BNC × 1) (composite video)   |                                       |
|  |   | S-VIDEO IN  | Mini DIN 4-pin × 1 [S-Video]  |                                       |
|  | INPUT3  | Optional interface board slot, with the ET-MD16SD1: SERIAL IN(BNC)×2 [SD-SDI signal/single link HD-SDI signal], SERIAL OUT(BNC)×1 (active through)  |   |                                       |
|  | INPUT4  | Optional interface board slot, with the ET-MD16SD1: SERIAL IN(BNC)×2 [SD-SDI signal/single link HD-SDI signal], SERIAL OUT(BNC)×1 (active through)  |   |                                       |
|  | SERIAL IN   | D-sub 9-pin (male) × 1 for external control   |   |                                       |
|  | SERIAL OUT  | D-sub 9-pin (male) × 1 for link control   |   |                                       |
|  | REMOTE IN   | M3 Jack × 1 (for wired remote control)  |   |                                       |
| LAN                                    | RJ-45 × 1 [for network connection, 10Base-T/100Base-TX, compliant with PoE Link™ (class1)]  |   |   |                                       |
| USB                                    | USB type-B (USB connector) × 1*5  |   |   |                                       |
| Cabinet materials                      | Molded plastic  |   |   |                                       |
| Dimensions (W × H × D)                 | 650 × 349 × 815 mm (25.6" × 13.7" × 32.1") [optional lens not included]   |   |   |                                       |
| Weight                                 | Approximately 46.5 kg (102.5 lbs) [optional lens not included]  |   |   |                                       |
| Noise level                            | 51 dB (lamp power: Normal/Eco2), 48 dB (lamp power: Eco1)   |   |   |                                       |
| Operating environment                  | Operating temperature: 5°C– 40°C (less than 1,800 m above sea level), 5°C– 30°C (between 1,800 m and 2,700 m above sea level), operating humidity: 20%–80% (no condensation)  |   |   |                                       |
| Supplied accessories                   | Power cord × 1 (× 2 for PT-EX16KE), power cord holder/power cord cover × 1set, wireless/wired remote control unit, batteries (AAA/R03/LR03 type × 2), VGA cable × 1, software CD-ROM (Logo Transfer Software, Multi Projector Monitoring & Control Software, Real Color Manager Pro.), lens attachment × 1set, lens lock lever fixing bracket × 1set, light-shielding plate × 3set, spacer × 1set, cable ties × 3 |   |   |                                       |

Dimensions

unit: mm (inch)

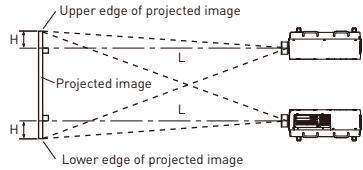


Optional accessories

|  |   |   |
|--|---|---|
| Zoom lens<br>ET-ELW06                                  | Fixed-focus lens<br>ET-ELW02                          | Fixed-focus lens<br>ET-ELW03                              |
| ET-ELW04   | ET-ELS02  | ET-ELS03  |
| ET-ELM01   | ET-ELT02  | ET-ELT03  |
| Interface board for HD/SD-SDI input<br>ET-MD16SD1      | Smoke cut filter unit<br>ET-SFE16                     | Replacement smoke cut filter for the ET-SFE16<br>ET-SRE16 |
| Ceiling mount bracket for high ceilings*6<br>ET-PKE16H | Ceiling mount bracket for low ceilings*6<br>ET-PKE16S | Bracket assembly<br>ET-PKE16B                             |
| Replacement lamp unit<br>ET-LAE16                      | Replacement filter unit<br>ET-RFE16                   |   |

\*1 The values given for the recommended lamp replacement cycles are maximum. \*2 Measurement, measuring conditions, and method of notation all comply with ISO 21118 international standards. \*3 The ET-ELW06 is equipped with only vertical optical axis shift. \*4 Compliant with VESA CMT-RB. \*5 This port is for use by service personnel only. The USB interface may not operate with all USB compatible equipment. \*6 This product is used together with an optional bracket assembly (sold separately).

Projection distance



unit: meters (feet)

| Diagonal image size<br>(throw ratio<br>[4:3 aspect ratio]) | Projection distance (L) |              |              |              |              |              |              |               |               |               |               |               |               |               |               |                |                     |                      | Height from the edge of screen to center of lens (H) |                     |          |
|--|-------------------------|--------------|--------------|--------------|--------------|--------------|--------------|---------------|---------------|---------------|---------------|---------------|---------------|---------------|---------------|----------------|---------------------|----------------------|--|---------------------|----------|
|  | ET-ELW06                |              | ET-ELW02     |              | ET-ELW04     |              | ET-ELS02     |               | ET-ELS03      |               | ET-ELM01      |               | ET-ELT02      |               | ET-ELT03      |                | ET-ELW03            |                      | ET-ELW06 / ELW04 / ELS02 / ELM01 / ELT02 / ELT03     | ET-ELW02 / ET-ELS02 | ET-ELW03 |
|  | 1.2–1.5:1               |              | 1.4–1.8:1    |              | 1.5–2.0:1    |              | 2.0–2.6:1    |               | 2.6–3.5:1     |               | 3.5–4.5:1     |               | 4.4–6.2:1     |               | 6.3–9.0:1     |                | 8.0:1               |                      |  |                     |          |
|  | min.(wide)              | max.(tele)   | min.(wide)   | max.(tele)   | min.(wide)   | max.(tele)   | min.(wide)   | max.(tele)    | min.(wide)    | max.(tele)    | min.(wide)    | max.(tele)    | min.(wide)    | max.(tele)    | min.(wide)    | max.(tele)     | fixed               | fixed                |  |                     |          |
| 1.02 [40"]   | 0.91 (3.0)              | 1.17 (3.8)   | 1.07 (3.5)   | 1.42 (4.7)   | 1.15 (3.8)   | 1.56 (5.1)   | 1.48 (4.9)   | 1.99 (6.5)    | -             | -             | 2.87 (9.4)    | 3.69 (12.1)   | 3.75 (12.3)   | 5.11 (16.8)   | 5.27 (17.3)   | 7.58 (24.9)    | 0.60 (2.0)          | 0.07–0.55 (0.2–1.8)  | 0.31 (1.0)   | -                   |          |
| 1.27 [50"]   | 1.16 (3.8)              | 1.49 (4.9)   | 1.36 (4.5)   | 1.80 (5.9)   | 1.47 (4.8)   | 1.98 (6.5)   | 1.90 (6.2)   | 2.53 (8.3)    | -             | -             | 3.56 (11.7)   | 4.58 (15.0)   | 4.63 (15.2)   | 6.35 (20.8)   | 6.50 (21.3)   | 9.38 (30.8)    | 0.77 (2.5)          | 0.09–0.68 (0.3–2.2)  | 0.39 (1.3)   | -                   |          |
| 1.52 [60"]   | 1.40 (4.6)              | 1.81 (5.9)   | 1.65 (5.4)   | 2.18 (7.2)   | 1.79 (5.9)   | 2.40 (7.9)   | 2.32 (7.6)   | 3.08 (10.1)   | -             | -             | 4.26 (14.0)   | 5.48 (18.0)   | 5.51 (18.1)   | 7.58 (24.9)   | 7.73 (25.4)   | 11.19 (36.7)   | 0.94 (3.1)          | 0.11–0.82 (0.4–2.7)  | 0.49 (1.6)   | -                   |          |
| 1.78 [70"]   | 1.65 (5.4)              | 2.12 (7.0)   | 1.94 (6.4)   | 2.56 (8.4)   | 2.12 (7.0)   | 2.82 (9.3)   | 2.74 (9.0)   | 3.63 (11.9)   | -             | -             | 4.95 (16.2)   | 6.38 (20.9)   | 6.39 (21.0)   | 8.82 (28.9)   | 8.96 (29.4)   | 13.00 (42.7)   | 1.10 (3.6)          | 0.12–0.95 (0.4–3.1)  | 0.56 (1.8)   | -                   |          |
| 2.03 [80"]   | 1.89 (6.2)              | 2.44 (8.0)   | 2.23 (7.3)   | 2.93 (9.6)   | 2.44 (8.0)   | 3.24 (10.6)  | 3.16 (10.4)  | 4.18 (13.7)   | -             | -             | 5.65 (18.5)   | 7.28 (23.9)   | 7.27 (23.9)   | 10.05 (33.0)  | 10.19 (33.4)  | 14.80 (48.6)   | 1.27 (4.2)          | 0.14–1.09 (0.5–3.6)  | 0.61 (2.0)   | -                   |          |
| 2.29 [90"]   | 2.13 (7.0)              | 2.76 (9.1)   | 2.52 (8.3)   | 3.31 (10.9)  | 2.76 (9.1)   | 3.66 (12.0)  | 3.58 (11.7)  | 4.72 (15.5)   | -             | -             | 6.34 (20.8)   | 8.18 (26.8)   | 8.14 (26.7)   | 11.28 (37.0)  | 11.42 (37.5)  | 16.61 (54.5)   | 1.44 (4.7)          | 0.16–1.23 (0.5–4.0)  | 0.69 (2.3)   | -                   |          |
| 2.54 [100"]  | 2.38 (7.8)              | 3.08 (10.1)  | 2.81 (9.2)   | 3.69 (12.1)  | 3.08 (10.1)  | 4.08 (13.4)  | 4.00 (13.1)  | 5.27 (17.3)   | 7.10 (23.3)   | 7.04 (23.1)   | 9.08 (29.8)   | 9.02 (29.6)   | 12.52 (41.1)  | 12.65 (41.5)  | 18.42 (60.4)  | 1.60 (5.2)     | 0.17–1.36 (0.6–4.5) | 0.77 (2.5)           | -  |                     |          |
| 3.05 [120"]  | 2.87 (9.4)              | 3.71 (12.2)  | 3.39 (11.1)  | 4.44 (14.6)  | 3.72 (12.2)  | 4.92 (16.1)  | 4.85 (15.9)  | 6.36 (20.9)   | 8.56 (28.1)   | 8.42 (27.6)   | 10.88 (35.7)  | 10.78 (35.4)  | 14.99 (49.2)  | 15.11 (49.6)  | 22.03 (72.3)  | 1.94 (6.4)     | 0.21–1.63 (0.7–5.3) | 0.92 (3.0)           | -  |                     |          |
| 3.81 [150"]  | 3.60 (11.8)             | 4.66 (15.3)  | 4.26 (14.0)  | 5.57 (18.3)  | 4.69 (15.4)  | 6.18 (20.3)  | 6.11 (20.0)  | 8.00 (26.2)   | 10.73 (35.2)  | 10.51 (34.5)  | 13.57 (44.5)  | 13.42 (44.0)  | 18.69 (61.3)  | 18.80 (61.7)  | 27.45 (90.1)  | 2.44 (8.0)     | 0.26–2.04 (0.9–6.7) | 1.15 (3.8)           | -  |                     |          |
| 5.08 [200"]  | 4.82 (15.8)             | 6.25 (20.5)  | 5.71 (18.7)  | 7.46 (24.5)  | 6.29 (20.6)  | 8.28 (27.2)  | 8.21 (26.9)  | 10.74 (35.2)  | 10.61 (34.8)  | 14.36 (47.1)  | 13.98 (45.9)  | 18.07 (59.3)  | 17.82 (58.5)  | 24.86 (81.6)  | 24.94 (81.8)  | 36.49 (119.7)  | 3.27 (10.7)         | 0.34–2.72 (1.1–8.9)  | 1.53 (5.0)   | -                   |          |
| 6.35 [250"]  | 6.04 (19.8)             | 7.83 (25.7)  | 7.16 (23.5)  | 9.35 (30.7)  | 7.90 (25.9)  | 10.38 (34.1) | 10.32 (33.9) | 13.47 (44.2)  | 13.31 (43.7)  | 18.00 (59.1)  | 17.45 (57.3)  | 22.56 (74.0)  | 22.22 (72.9)  | 31.03 (101.8) | 31.09 (102.0) | 45.52 (149.3)  | 4.10 (13.5)         | 0.42–3.40 (1.4–11.2) | 1.91 (6.3)   | -                   |          |
| 7.62 [300"]  | 7.26 (23.8)             | 9.42 (30.9)  | 8.61 (28.2)  | 11.23 (36.8) | 9.51 (31.2)  | 12.48 (40.9) | 12.42 (40.7) | 16.21 (53.2)  | 16.00 (52.5)  | 21.63 (71.0)  | 20.92 (68.6)  | 27.05 (88.7)  | 26.62 (87.3)  | 37.20 (122.0) | 37.24 (122.2) | 54.55 (179.0)  | 4.94 (16.2)         | 0.51–4.07 (1.7–13.4) | 2.29 (7.5)   | -                   |          |
| 10.16 [400"]   | 9.69 (31.8)             | 12.59 (41.3) | 11.51 (37.8) | 15.00 (49.2) | 12.72 (41.7) | 16.68 (54.7) | 16.63 (54.6) | 21.68 (71.1)  | 21.39 (70.2)  | 28.89 (94.8)  | 27.87 (91.4)  | 36.04 (118.2) | 35.42 (116.2) | 49.54 (162.5) | 49.53 (162.5) | 72.62 (238.3)  | 6.60 (21.7)         | 0.68–5.43 (2.2–17.8) | 3.05 (10.0)  | -                   |          |
| 12.70 [500"]   | 12.13 (39.8)            | 15.76 (51.7) | 14.41 (47.3) | 18.78 (61.6) | 15.95 (52.3) | 20.88 (68.5) | 20.84 (68.4) | 27.15 (89.1)  | 26.79 (87.9)  | 36.15 (118.6) | 34.81 (114.2) | 45.03 (147.7) | 44.22 (145.1) | 61.88 (203.0) | 61.83 (202.9) | 90.69 (297.5)  | 8.27 (27.1)         | 0.84–6.79 (2.8–22.3) | 3.81 (12.5)  | -                   |          |
| 15.24 [600"]   | 14.57 (47.8)            | 18.93 (62.1) | 17.30 (56.8) | 22.55 (74.0) | 19.15 (62.8) | 25.07 (82.3) | 25.05 (82.2) | 32.61 (107.0) | 32.18 (105.6) | 43.41 (142.4) | 41.76 (137.0) | 54.01 (177.2) | 53.02 (174.0) | 74.22 (243.5) | 74.12 (243.2) | 108.78 (356.8) | 9.94 (32.6)         | 1.01–8.14 (3.3–26.7) | 4.58 (15.0)  | -                   |          |

Caution

Do not install the projector in locations that are subject to excessive water, humidity, steam or oily smoke. Doing so may result in fire, malfunction or electric shock.

NOTE ON USE

- This product must not be used in residential areas.
- This product may cause interference if used in residential areas. Such use must be avoided unless the user takes special measures to reduce electromagnetic emissions to prevent interference to the reception of radio and television broadcasts.
- The projector uses a high-voltage mercury lamp under high internal pressure. This lamp may break, emitting a popping sound, or fail to illuminate, due to impact or extended use.
- The high-wattage lamp becomes very hot during operation. Please observe the following precautions:
  - Never place objects on top of the projector while it is in operation.
  - Make sure there is an unobstructed space of 1,000 mm (39-3/8 in) or more around the projector's exhaust openings.
  - If stacking projector units, care must be taken to

- provide the recommended space between units. These space requirements also apply to installation where only one projector unit is operating at one time and the other unit is used as a backup.
- If the projector is placed in a box or enclosure, the temperature of the air surrounding the projector must keep the operating temperature listed in the specifications table during use. Also, make sure the projector's intake and exhaust openings are not blocked. Ensure there is sufficient ventilation to prevent hot air from the exhaust openings being recirculated into the intake opening.
- The lamp replacement cycle duration becomes shorter if the projector is operated repeatedly for short periods.
    - The lamp replacement cycle varies greatly depending on individual lamp characteristics and usage conditions.
    - The brightness of the lamp will gradually decrease with use.
  - Due to natural characteristics of lamps, screen brightness may fluctuate. This is not an indication of faulty lamp performance.

Panasonic®

Weights and dimensions shown are approximate. Specifications and appearance are subject to change without notice. Product availability differs depending on region and country. This product may be subject to export control regulations. The projection distances and throw ratios given in this brochure are for use only as guidelines. For more detailed information, please consult the dealer from whom you are purchasing the product. The PJLink trademark is an application trademark in Japan, the United States, and other countries and regions or registered trademarks. All other trademarks are the property of their respective trademark owners. Projection images simulated. © 2011 Panasonic Corporation. All rights reserved.

For more information about Panasonic projectors  
<http://panasonic.net/avc/projector>

All information included here is valid as of August 2011.

PT-EX16KG1 Printed in Japan.